



Standard Gain Horn Antenna


4.9 to 7.1 GHz

WG13 R58 WR159

Catalogue number: **QSH-SL-5-7-N-20**

Q-par reference: **QMS-00145**

Contents: **Typical Beamwidth/Patterns
VSWR**

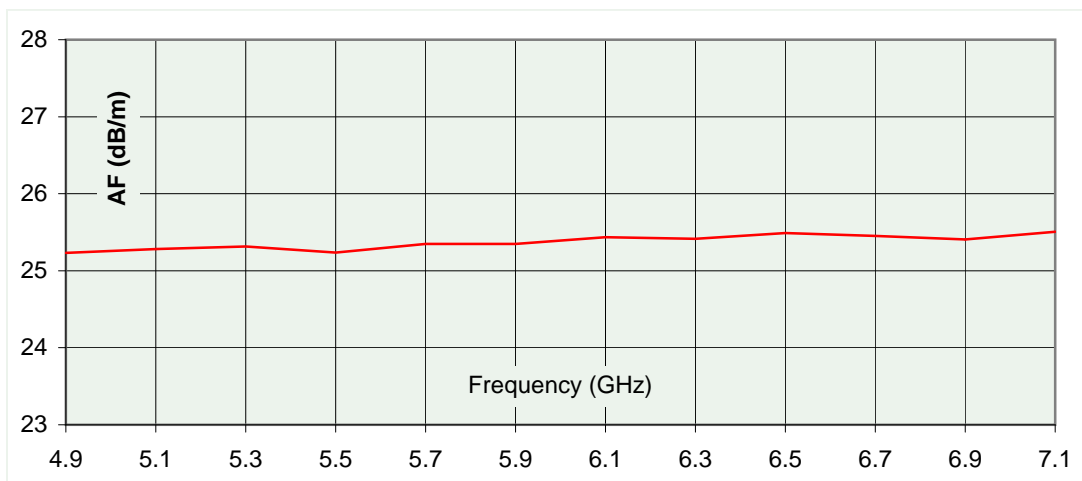
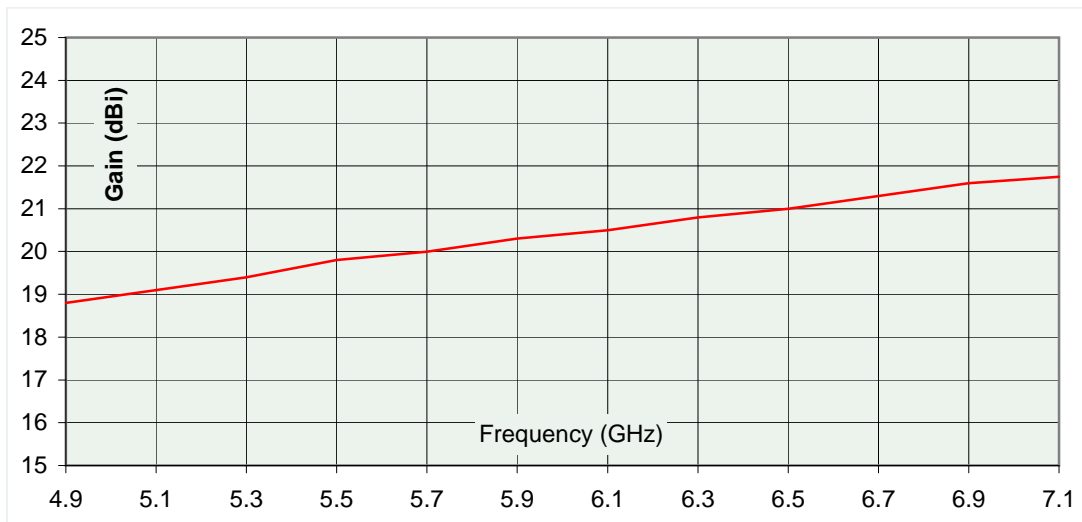


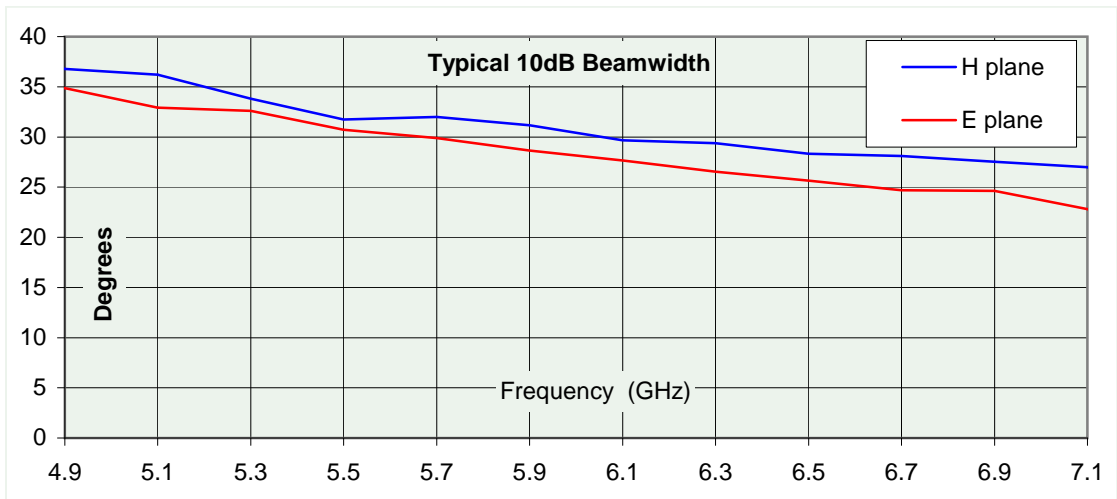
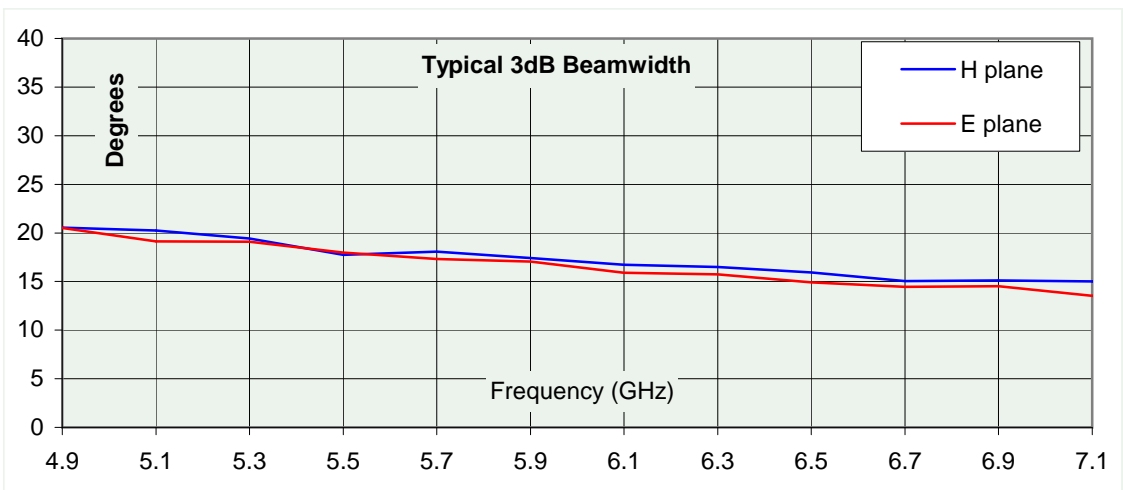
Typical Specification

Frequency	4.9 to 7.1 GHz
Connector type	N type jack
Power Handling	150 Watt c.w.
VSWR	<1.4 :1
Gain	18.8 to 21.8 dBi
Antenna Factor	25.2 to 25.5 dB/m
3dB Beamwidth	13 to 21.5 degrees
10dB Beamwidth	22.5 to 38.1 degrees
Weight	1.5 kg nominal
Size- max.	207 mm x 155 mm external aperture x 47 mm long
Mounting	Mounting Plate 50 mm x 50 mm with 4 holes, diameter 5.1 mm, on 50 mm centres
Construction	Welded aluminium, painted. Anodised aluminium mounting plate

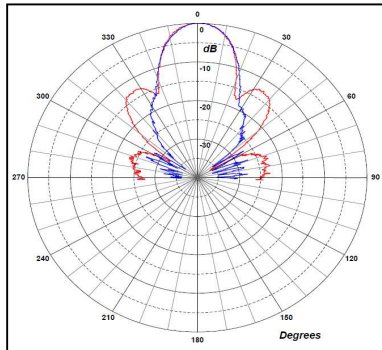
Typical Antenna Gain / Factor

This is calculated by reference to standard gain horn antennas, and cross checked with reference to the antenna beamwidth, with an estimated error of +/- 0.8dB.

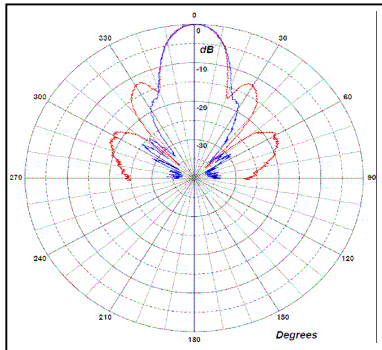




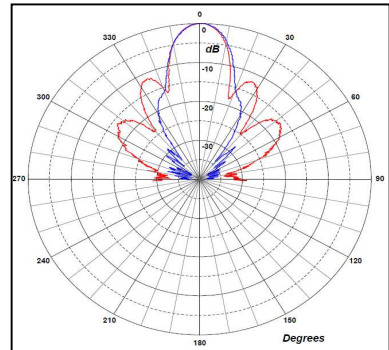
4.9 GHz



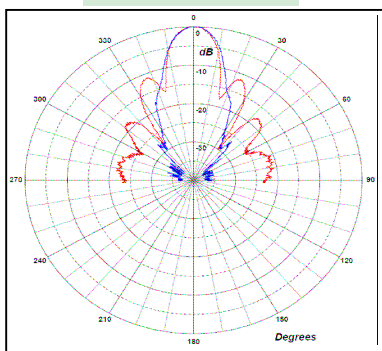
5.5 GHz



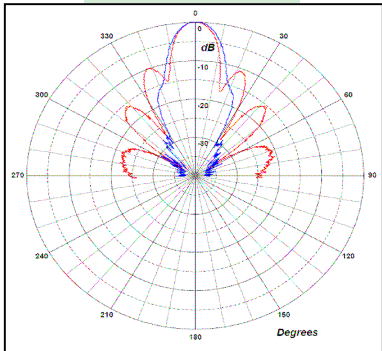
6.1 GHz



6.7 GHz



7.1 GHz



* Red trace = E-plane, Blue trace = H-plane cut

